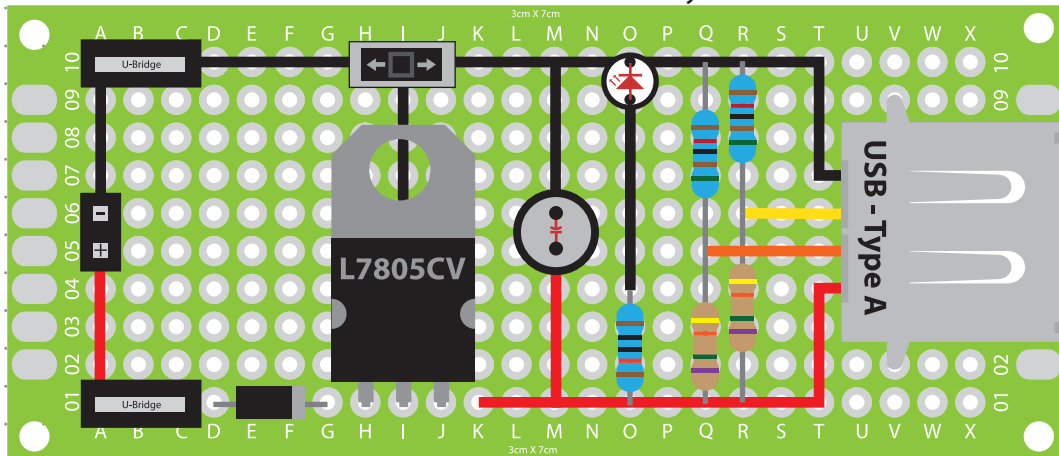



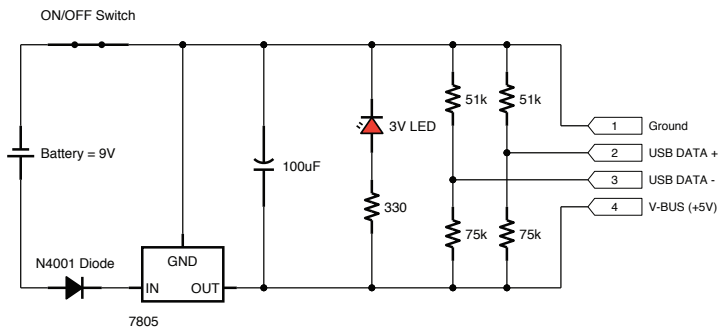
Front View: Circuit Board Layout



Back View: Circuit Board Layout



Electrical Schematics



Materials:

- 1 3x7cm Circuit Board
- 2 U-Type Bridge Pints
- 2 Bridge Pins
- 1 USB Type A Socket
- 1 L7805 Voltage Regulator
- 1 Rectifier Diode
- 1 100uF 25V Capacitor
- 1 330r Resistor
- 2 75k Resistor
- 2 51k Resistor
- 1 LED (any colour)
- 6 Assorted Wires

Project: USB Power Charger (Advanced)

Client:

5mm Dot Grid

Designer: Scott A. Campbell

Builder:

Scale:

2:1