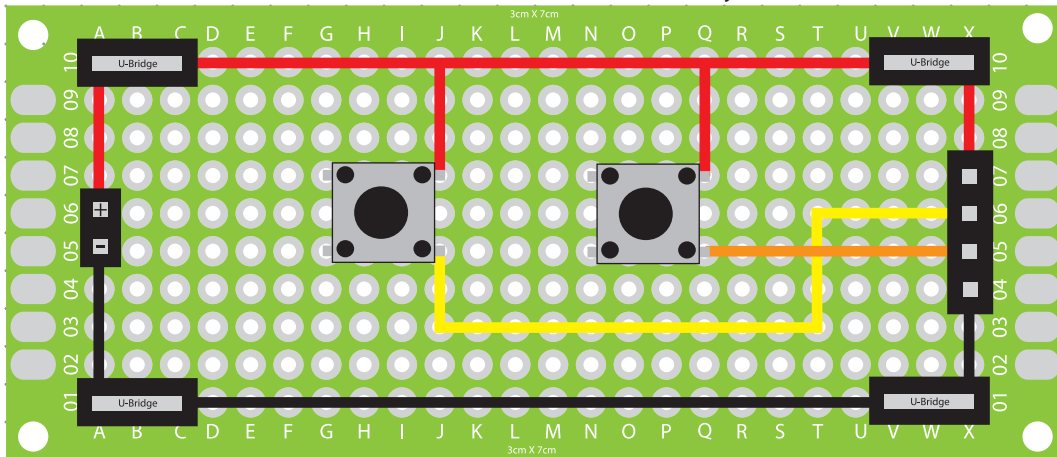



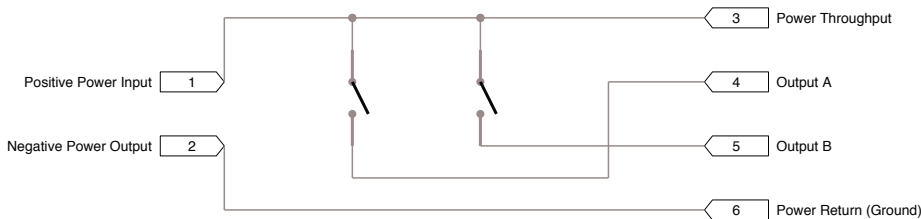
Front View: Circuit Board Layout



Back View: Circuit Board Layout



Electrical Schematics



Materials:

- 1 3x7cm circuit board
- 2 6x7 SPST push switch
- 6 Pin type bridge connectors
- 2 U-Bridge connectors
- 1 15cm length of red wire
- 1 10cm length of black wire
- 1 10cm length of Yellow wire
- 1 10cm length of Orange wire

Project: Logic Gate Control Circuit

Client:

5mm Dot Grid

Designer: Scott A. Campbell

Builder:

Scale:

2:1