
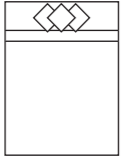
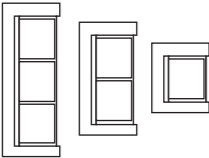
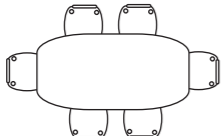


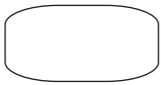
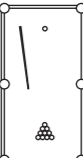









# Drawing Using Scale 测量模型比例

Items you might find in a house or apartment are shown below at scale of 1:100.  
 以下是1:100的比例给出的公寓常见家具。

	Single Bed	单人床
	Double Bed	双人床
	Sofa Love Seat Arm Chair	沙发 双人沙发 单人沙发
	Table with Chairs	桌椅
	Chair	椅子
	Side Table	茶几
	Table	桌子
	Billiards Table	台球桌
	Shower	浴室
	Bathtub	浴缸
	Bathroom Sink	盥洗池
	Sink	厨房水池
	Double Sink	双用水池
	Gas Stove	煤气灶
	Electric Stove	电磁炉

English Name 英文名字: \_\_\_\_\_ Grade and Class 年级班级: \_\_\_\_\_

## Project | 项目

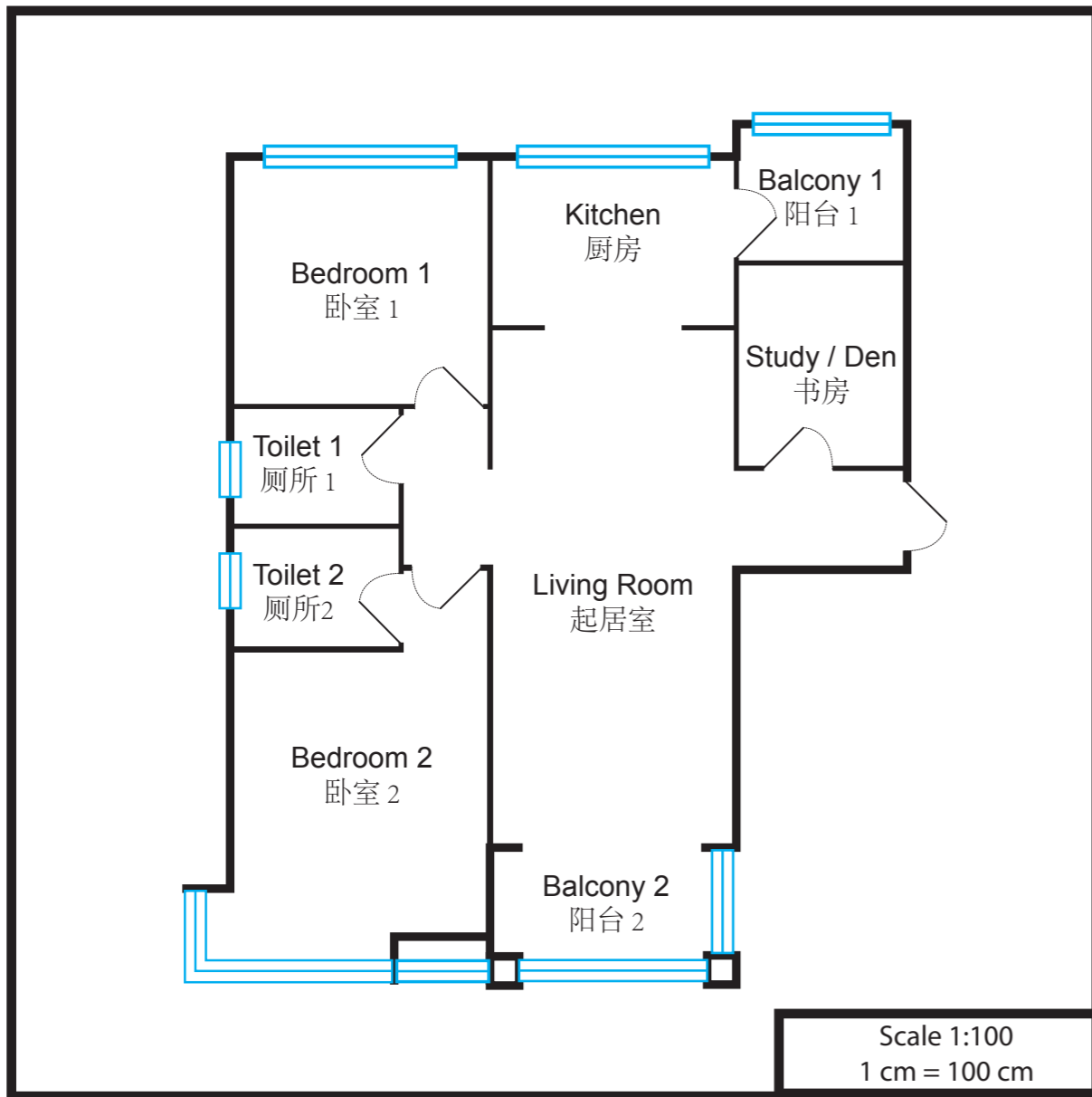
You will need to recreate the provided Architectural Drawing at scale.  
 重新创建一份建筑绘图。

Using a ruler, measure and recreate this apartment on the provided graph paper.  
 在以下提供的稿纸上用直尺测量并重新创建。

You will need to include wall, doors and windows. Draw your draft in pencil first.  
 Once you have completed your Architectural Drawing, use a marker and a ruler to trace the walls. Use a blue pen to trace the windows.  
 包括墙壁、门和窗户。先用铅笔画草稿，当完成之后用马克笔和直尺绘出墙壁，用蓝色的笔绘出窗户。

Once you are done, try adding furniture and appliances to your reproduction.  
 Samples have been provided at scale.  
 完成之后，试着添加家具和家用品，样品已给出。

Reference Architectural Drawing  
建筑绘图参照图



Final Draft:  
终稿

