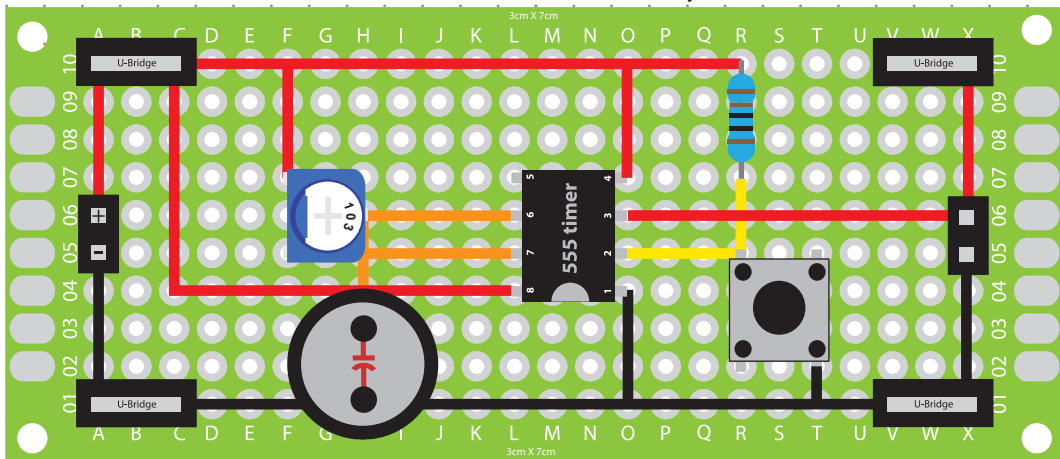



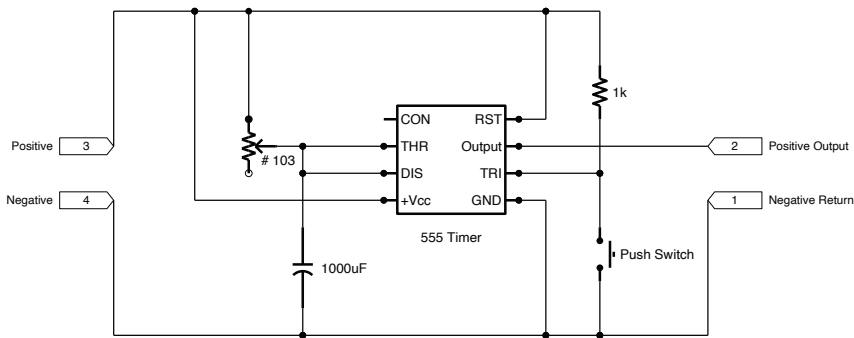
Front View: Circuit Board Layout



Back View: Circuit Board Layout



Electrical Schematics



Notes: based on a 5v input this circuit provides a timed power output upto 11.0s

Materials:

- 1 3x7cm Circuit Board
- 2 Bridge Pins
- 1 2-Pin Female Bridges
- 4 U-bridge connectors
- 1 555 Timer IC
- 1 Pushswitch
- 1 1k Resistors
- 1 #103 variable resistor
- 1 1000uF 25v capacitor
- 1 50cm assorted wires

Project: Adjustable Monostable Timer

Client:

5mm Dot Grid

Designer: Scott A. Campbell

Builder:

Scale:

2:1