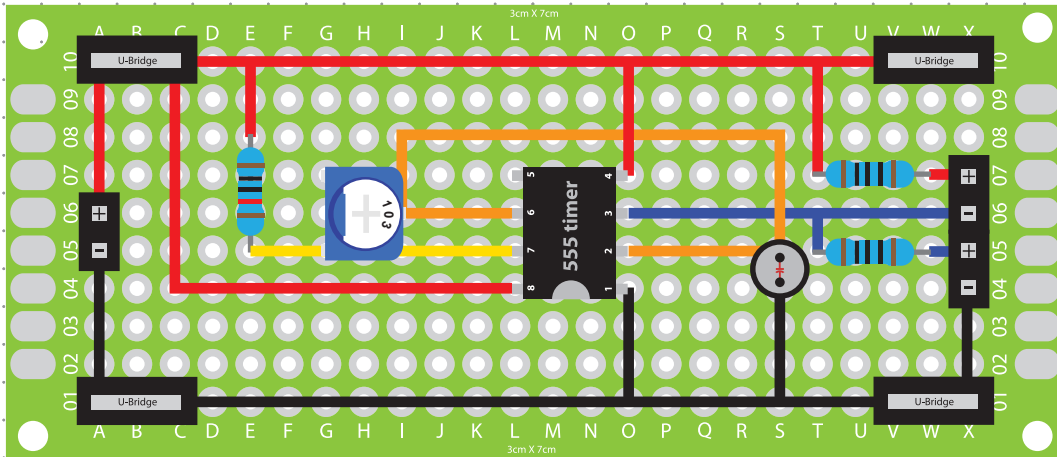
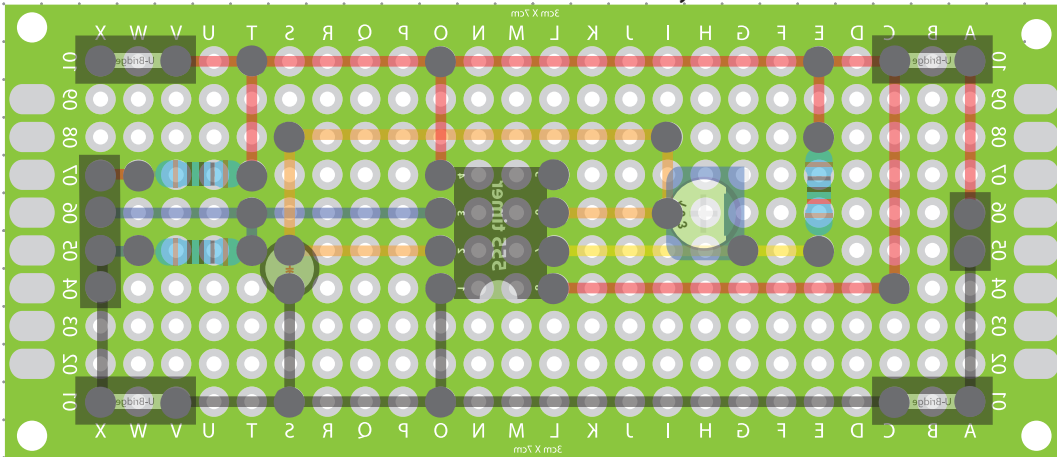


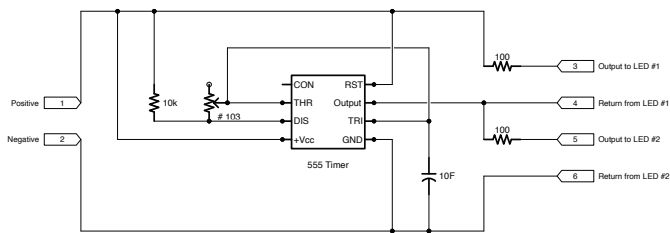
Front View: Circuit Board Layout



Back View: Circuit Board Layout



Electrical Schematics



Materials:

- 1 3x7cm Circuit Board
- 6 Bridge Pins
- 4 U-bridge connectors
- 1 555 Timer IC
- 1 10k Resistors
- 1 100r Resistors
- 1 #103 variable resistor
- 1 10uF 25v capacitor
- 4 Different colors of wire

Project: Adjustable Astable Flip Flop

Client:

5mm Dot Grid

Designer: Scott A. Campbell

Builder:

Scale:

2:1